



2015 Greater Los Angeles

Homeless Count Results



The 2015 Greater Los Angeles Homeless Count took place on January 27-29th, 2015; it is the largest homeless census in the country.

These results cover the Greater Los Angeles Continuum of Care, which includes all of LA County except the cities of Long Beach, Pasadena, and Glendale.



12,226 (30%) Sheltered

Homeless persons enumerated in 2015 are twice as likely to be unsheltered



28,948 (70%) Unsheltered

41,174 total # of homeless persons

Homelessness has increased by 16% since 2013

Homelessness by Household Type



81%
33,389 Single Adults



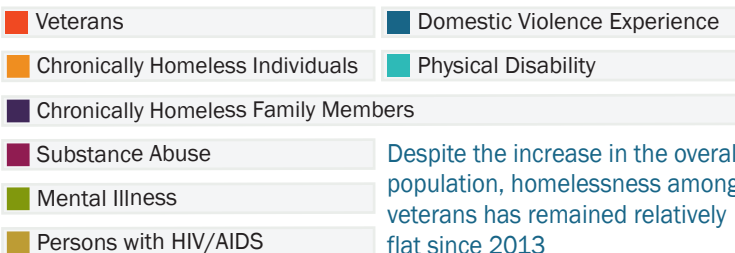
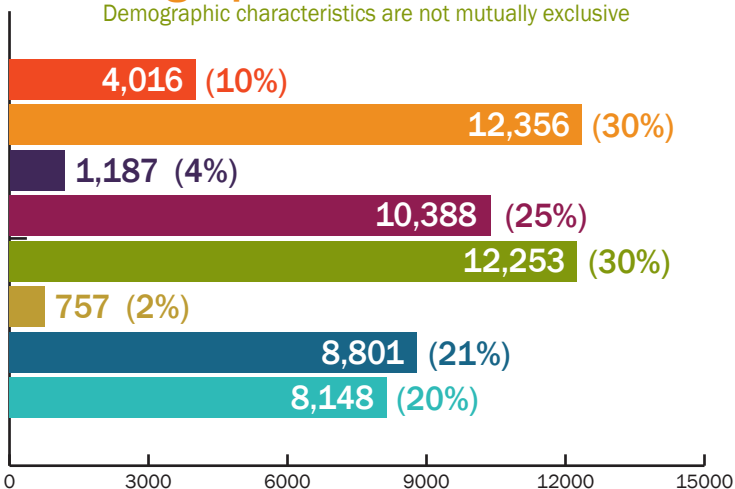
18%
7,505 Family Members



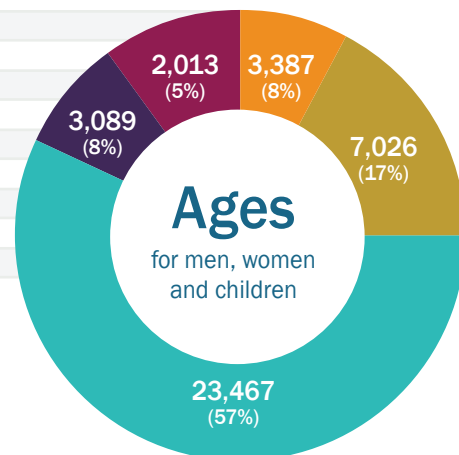

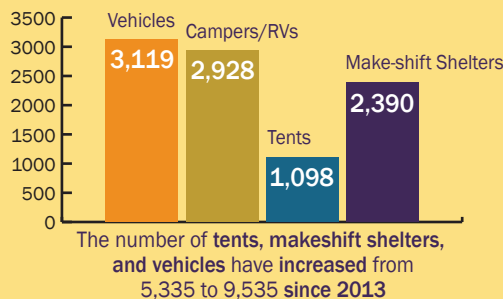
1%
280 Unaccompanied Minors

Demographics of Homelessness

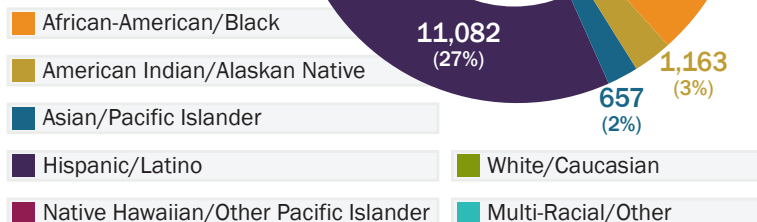
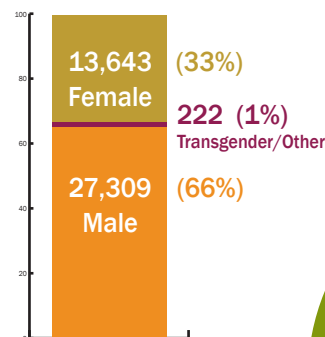
Demographic characteristics are not mutually exclusive



Despite the increase in the overall population, homelessness among veterans has remained relatively flat since 2013



Gender



Service Planning Areas (SPAs)

LA Continuum of Care totals only; does not include data from Long Beach, Pasadena, and Glendale

